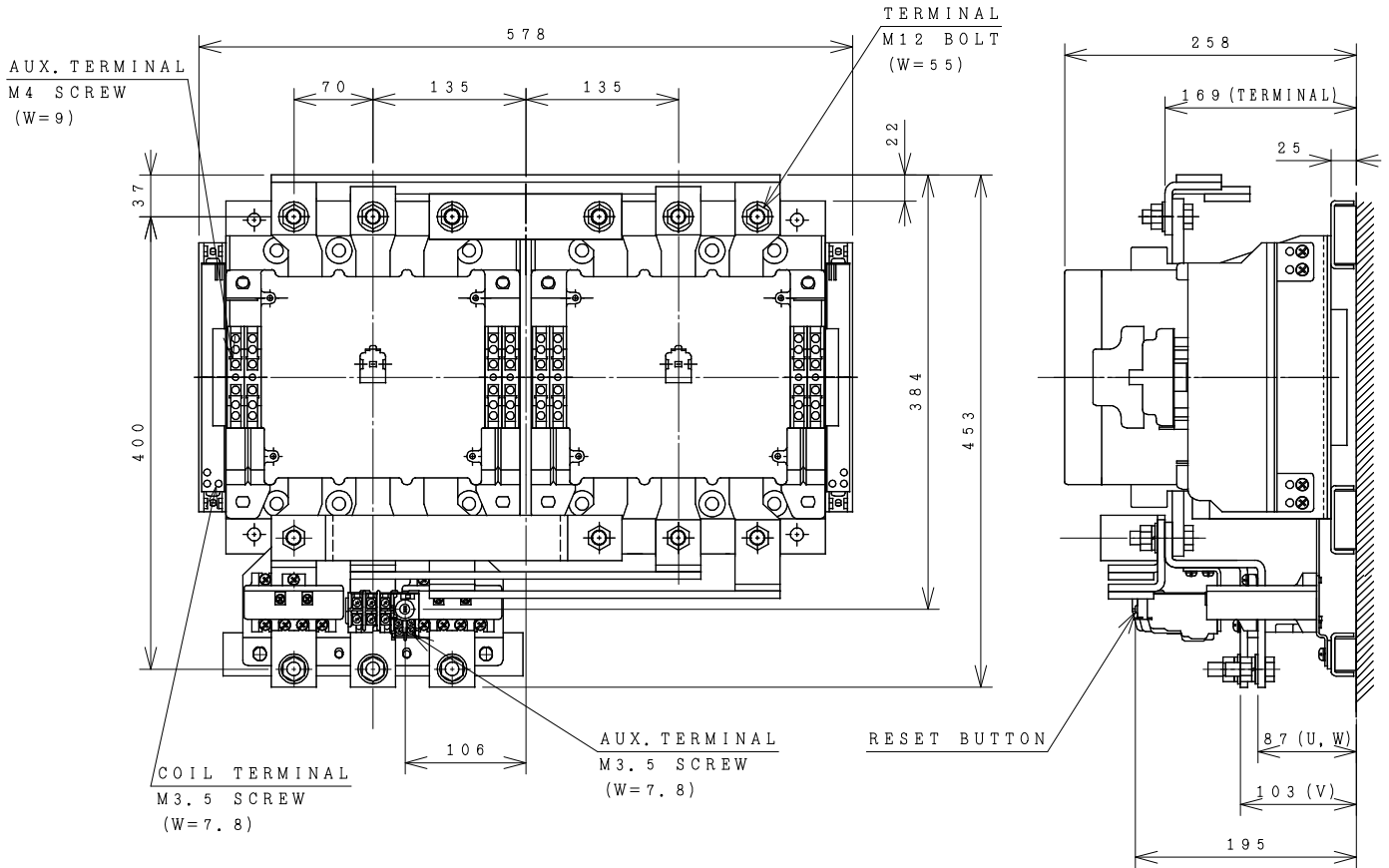
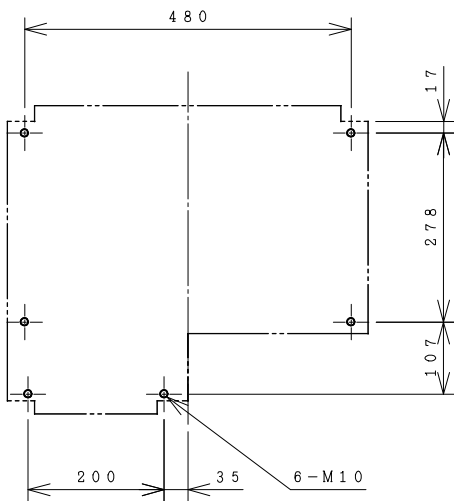


HITACHI ELECTROMAGNETIC SWITCH

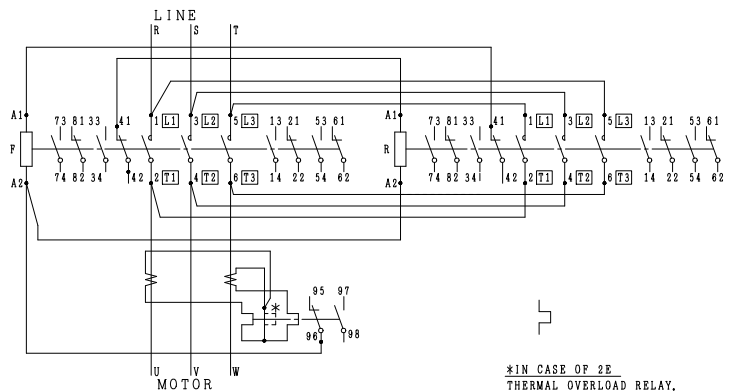
Type	Rated insulation voltage (Ui)	Max. rated capacity of motor			Rated thermal current (AC1 = Ith)	Applicable standard	Aux. Contact	Weight
H600C-RT	AC 660 V	240V	160kW	600A	600 A	IEC 60947-4-1	(4a4b) x 2	58 kg
H600C-RTK		440V	300kW	600A				



OUTLINE DIMENSIONS.



MOUNTING HOLES.



CONTACTS ARRANGEMENT.

*IN CASE OF 2E THERMAL OVERLOAD RELAY.

(W=) : WIDTH OF TERMINAL.
 *REMARK
 - DIMENSION UNIT = Millimeter (mm.).
 - (a) = AUX. CONTACT NORMALLY OPENED.
 - (b) = AUX. CONTACT NORMALLY CLOSED.

(Reference 43063982R00).

DWN. S. CHAIAMPOL 07/09/16	PROJECTION	TITLE	REV.
CHKD. <i>Jan-a</i>	SCALE	DIMENSION OF H600C-RT, RTK	00
APPD. <i>C.Kiattisak</i>	NTS.		01
HITACHI Hitachi Industrial Technology (Thailand), Ltd.		HITT WORKS DWG. No.	01
		4HTN000941	