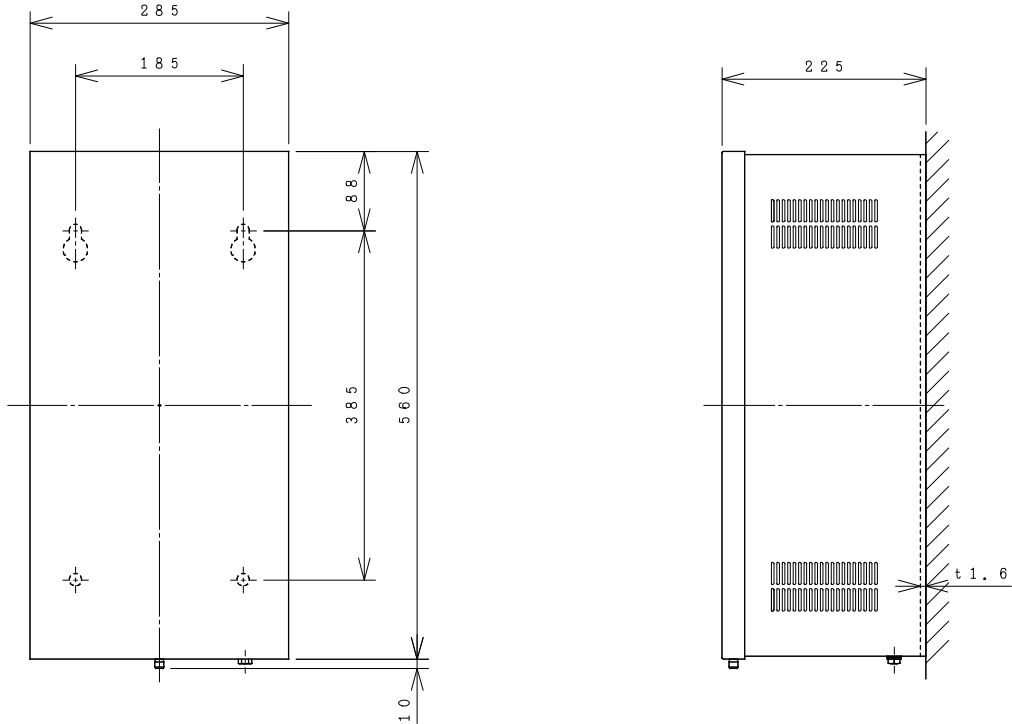
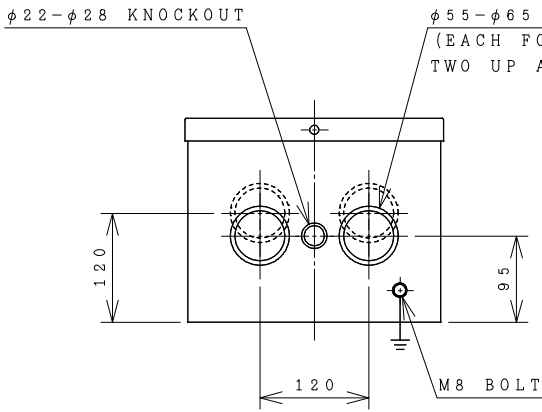


# HITACHI ELECTROMAGNETIC SWITCH

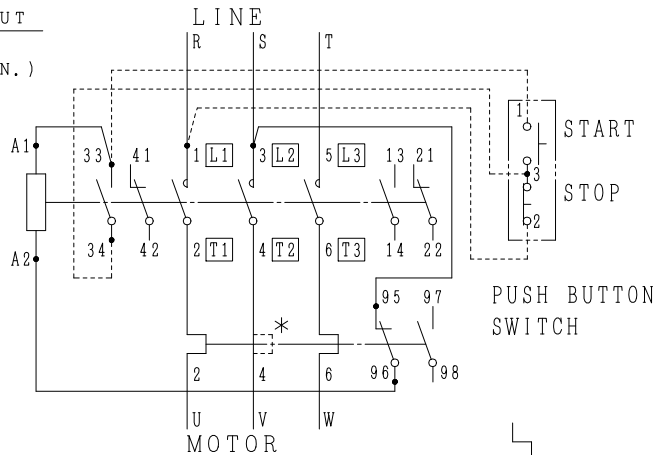
Type	Rated insulation voltage (Ui)	Max. rated capacity of motor			Rated thermal current (AC1 = I <sub>th</sub> )	Applicable standard	Aux. Contact	Weight
		240V	37kW	126A				
SH125C-T	AC 660 V	240V	37kW	126A	125 A	IEC 60947-4-1	2a2b	9.9 kg
SH125C-TK		440V	60kW	125A				



OUTLINE DIMENSIONS.



MOUNTING HOLES.



CONTACTS ARRANGEMENT.

\*IN CASE OF 2E THERMAL OVERLOAD RELAY.

(Reference 43059390R01).

※REMARK

- DIMENSION UNIT = Millimeter (mm.).

- (a) = AUX. CONTACT NORMALLY OPENED.

- (b) = AUX. CONTACT NORMALLY CLOSED.

		TERMINAL SCREW	WIDTH OF TERMINAL
MAIN CIRCUIT	CONTACTOR	M8	22
	OVERLOAD RELAY	M8	27
OPERATION CIRCUIT	CONTACTOR	M3.5	7.8
	OVERLOAD RELAY	M3.5	7.8

DWN. S. CHAIAMPOL	20/08/16	PROJECTION	TITLE
CHKD. <i>Jan-a</i>	S	SCALE NTS.	DIMENSION OF SH125C-T, TK
APPD. <i>C.Kiatissak</i>			
HITT WORKS DWG. No.			REV.
<b>HITACHI</b> Hitachi Industrial Technology (Thailand), Ltd.			00
			01
			01
			01