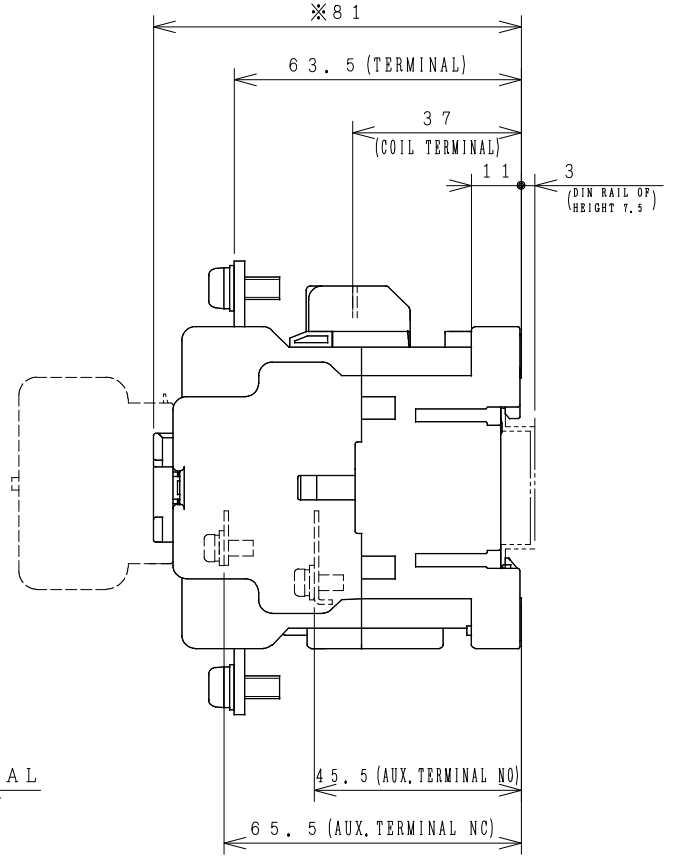
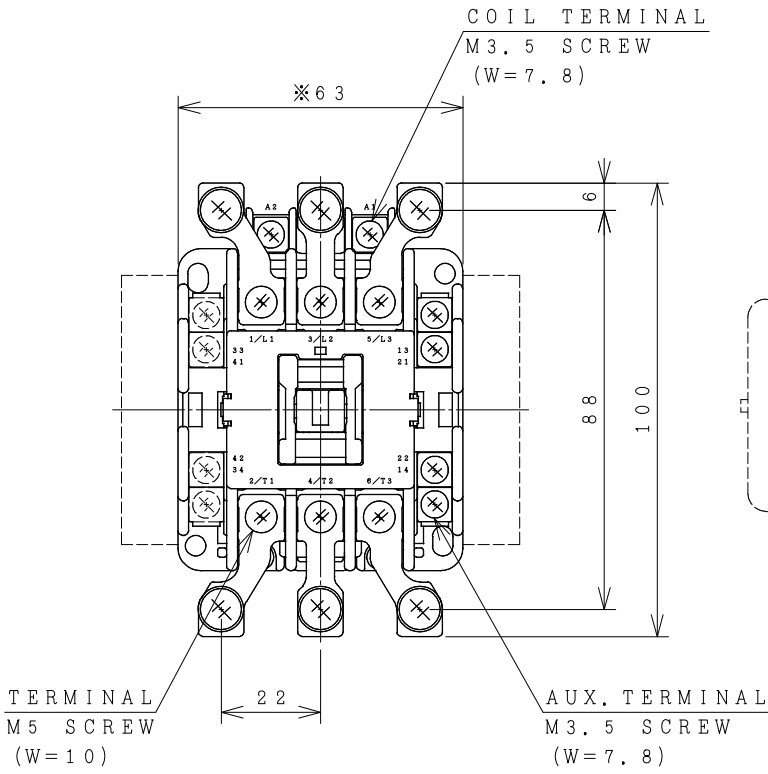


# HITACHI ELECTROMAGNETIC CONTACTOR

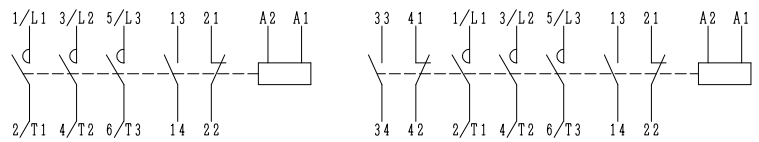
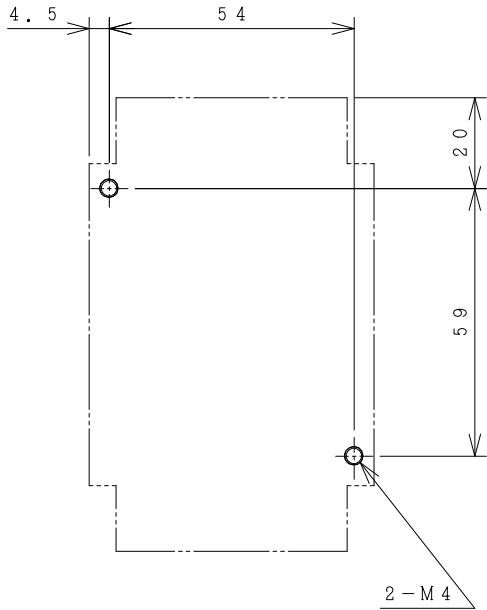
Type	Rated insulation voltage (U <sub>i</sub> )	Max. rated capacity of motor			Rated thermal current (AC1 = I <sub>th</sub> )	Applicable standard	Aux. Contact	Weight
		240V	7.5kW	27A				
HS25	AC 690 V	240V	7.5kW	27A	35 A	IEC 60947-4-1	1a1b or 2a2b	0.47 kg
		440V	11kW	26A				

※WITH AUX. CONTACT SIDE ON UNIT = 88mm.

※WITH AUX. CONTACT HAED ON UNIT = 112mm.



### OUTLINE DIMENSIONS.



AUX. CONTACTS. : 1 a 1 b                      2 a 2 b

(Reference 43067191R05).

※REMARK

- DIMENSION UNIT = Millimeter (mm).
- (a) = AUX. CONTACT NORMALLY OPENED.
- (b) = AUX. CONTACT NORMALLY CLOSED.

DWN. 0. SITTICHAJ 06/07/16	PROJECTION	TITLE	DIMENSION OF HS25
CHKD. <i>Janaka</i>	SCALE NTS.	HITT WORKS DWG. No.	
APPD. <i>C.Kjattisak</i>	<b>HITACHI</b> Hitachi Industrial Technology (Thailand), Ltd.		

REV.	00
SH.	01
	01

54 x 56  
54 x 60  
ALSO POSSIBLE.  
(W) : WIDTH OF TERMINAL.