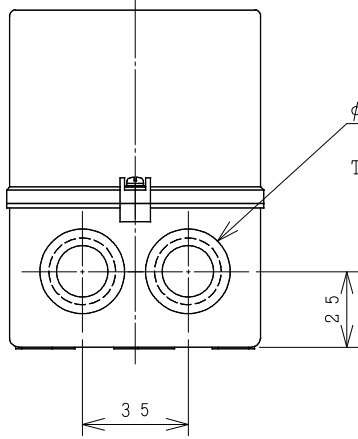
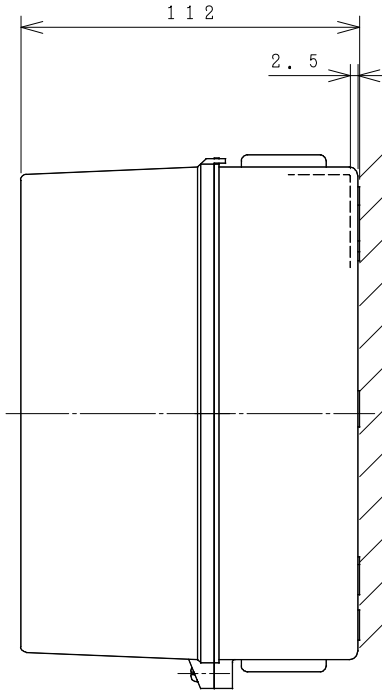
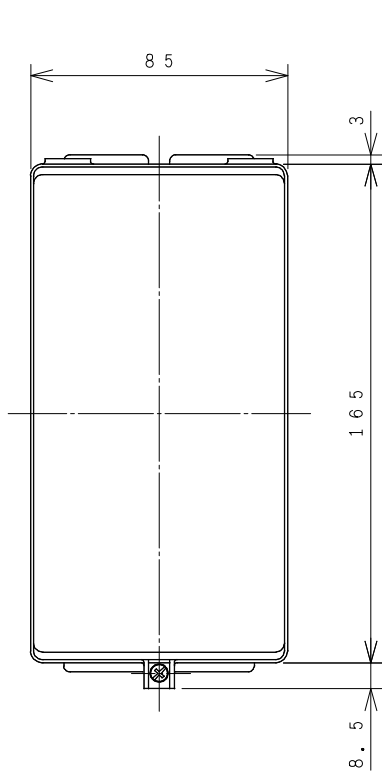


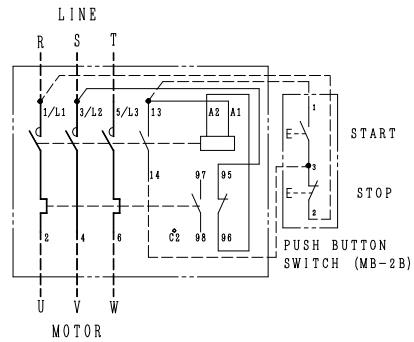
# HITACHI ELECTROMAGNETIC SWITCH

Type	Rated insulation voltage (Ui)	Max. rated capacity of motor			Rated thermal current (AC1 = Ith)	Applicable standard	Aux. Contact	Weight
		240V	3.5kW	13A				
SHS10-T	AC 690 V	440V	5.5kW	12A	15A A	IEC 60947-4-1	1a or 1b	0.7 kg



φ22 KNOCKOUT  
(EACH FOR THE TWO UP AND DOWN.)

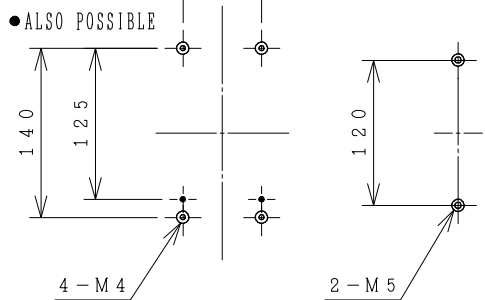
		TERMINAL SCREW	WIDTH OF TERMINAL
MAIN CIRCUIT	CONTACTOR	M3.5	7.8
	OVERLOAD RELAY	M3.5	7.8
OPERATION CIRCUIT	CONTACTOR	M3.5	7.8
	OVERLOAD RELAY	M3.5	7.8



CONTACTS ARRANGEMENT.

(Reference 43067527R01).

- ※REMARK
- DIMENSION UNIT = Millimeter (mm).
  - (a) = AUX. CONTACT NORMALLY OPENED.
  - (b) = AUX. CONTACT NORMALLY CLOSED.



MOUNTING HOLES.  
(CAN BE MOUNTED IN THE RIGHT DRAWING.)

DWN. O. SITTICHAJ 01/07/16	PROJECTION	TITLE
CHKD. <i>C. Kiatissak</i>	SCALE NTS.	DIMENSION OF SHS10-T
APPD. <i>T. Kiatissak</i>		
HITACHI Hitachi Industrial Technology (Thailand), Ltd.		HITT WORKS DWG. No. 4HTN000793
		REV. 00 SH. 01 01