







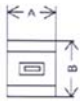
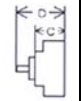
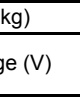



# HITACHI FUSE-FREE BREAKERS

## Economical Breakers ( S SERIES )

Type		S-225SB	SXK225	S-400S	SX400	S-600S	SX600	S-800S	SX800	
Appearance										
Number of poles		2*1   3	2*1   3	2*1   3	2*1   3	2*1   3	2*1   3	3	3	
Dimensions (mm)	 A	105	105	140	140	210	210	210	210	
	 B	165	165	257	257	274	274	274	274	
	 C	60	68	103	103	103	103	103	103	
	 D	85	95	133	133	141	141	141	141	
Net Weight (kg)		1.6	1.6	5.3   6.1	5.1   5.9	10	8.7   9.7	10.5	11	
Rated Voltage (V)	AC	600	600	600	600	600	600	600	600	
	DC	250*2	250*2	250	-	250	-	250	-	
Rated Current (A) (Base Ambient temperature 40 °C)		125 150 175 200 225	125 150 175 200 225	250 300 350 400	200/225/250 300/350/400 adjustable	500 600	300/350/400 500/600 adjustable	700 800	400/450/500 600/700/800 adjustable	
<b>■ AC INTERRUPTING CAPACITY (kA)</b>										
JIS and JEM (sym)	220V	35	35	35	50	42	50	85	50	
	460V	15	15	22	35	22	35	35	35	
	600V	5	5	10	10	18	10	18	10	
NEMA (sym)	240V	35	-	35	-	42	-	85	-	
	480V	10	-	18	-	22	-	30	-	
	600V	5	-	10	-	18	-	18	-	
IEC 60947-2 (Icu / Ics) (sym)	230V	35	35/18	50/13	50/25	35/18	50/25	35/8	50/25	
	240V	35	35/18	50/13	50/25	35/18	50/25	35/18	50/25	
	380V	15	15/8	25/7	36/18	15/8	36/18	15/8	36/18	
	400V	15	15/8	25/7	36/18	15/8	36/18	15/8	36/18	
	415V	15	15/8	25/7	36/18	15/8	36/18	15/8	36/18	
<b>■ DC INTERRUPTING CAPACITY (kA)</b>										
JIS, JEM and NEMA	125V	15	-	15	-	25	-	-	40	-
	250V	10	-	10	-	25	-	-	40	-
<b>■ TRIPPING SYSTEM</b>										
Full Magnetic		-	-	-	Electronic trip relay (adjustable)	-	Electronic trip relay (adjustable)	-	Electronic trip relay (adjustable)	
Thermal Magnetic (non-adjustable)		○	○	○	-	-	-	-	-	
Thermal Magnetic (magnetic trip adjustable)		-	-	-	○	○	○	○	○	
With Short Time Delay		-	-	-	○	-	○	-	○	
<b>■ APPLICABILITY OF VARIOUS ACCESSORIES</b>										
Interior Accessories	Undervoltage Trip		UVT	-	-	○	○	○	○	○
	Shunt Trip		SHT	○	○	○	○	○	○	○
	Alarm Switch	1C	AL-1C	○	○	○	○	○	○	○
		2C	AL-2C	-	-	○	○	○	○	○
	Auxiliary Switch	1C	AUX-1C	○	○	○	○	○	○	○
2C		AUX-2C	-	-	○	○	○	○	○	
Exterior Accessories	Rear-Connecting Studs		STB	-	-	-	-	-	-	-
	Rear-Connecting Bar Studs		BSD	○	○	○	○	○	○	○
	Plug-in Mounting Base Assembly		PK	-	-	○	○	-	-	-
	Drawout Assembly		PDK	-	-	-	-	-	-	-
	Flush Mounting Base Assembly		(GKW)GK	○	○	○(GK)	○(GKW)	○	○	○
	Mechanical Interlock		MIW	MIW-4F	MIW-4L	MIW-5D	MIW-5F	MIW-5	MIW-5G	MIW-5
	Motor-operating Mechanism		MMK-S	○	-	○	○	-	-	-
			MMK-C	-	-	○	○	○	○	○
Handle-Operating Mechanism		-	HA-207	HA-209	HA-405	HA-406	HA-402	HA-402	HA-402	
Terminal Cover		TMC	TMC-4K	TMC-4J	TMC-5B	TMC-5B	TMC-5	TMC-5D	TMC-5	
Phase Separator (only for the line side)			●	●	●	●	●	●	●	