






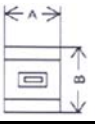
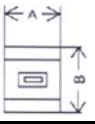
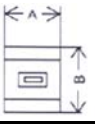
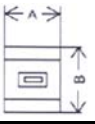


HITACHI FUSE-FREE BREAKERS

Economical Breakers S SERIES

Type		S-30E	S-50EB	S-50SB	S-60RB	S-100EB	S-100SB	S-100S	
Appearance									
Number of poles		2 3	2 3	2 3	2 3	2 3	2 3	2 3	
Dimensions (mm)	 A	50 75	50 75	52 75	52 75	52 75	52 75	65 90	
	 B	96	95	130	130	130	130	150	
	 C	60	60	60	60	60	60	60	
	 D	76	76	84	84	84	84	85	
Net Weight (kg)		0.25 0.37	0.25 0.37	0.48 0.6	0.46 0.63	0.5 0.7	0.53 0.74	0.7 1.0	
Rated Voltage (V)		AC 500 DC -	500 -	600 250 *2	600 250 *2	220 250 *2	600 250 *2	600 250 *2	
Rated Current (A) (Base Ambient temperature 40 °C)		3 5 10 15 20 30	5 10 15 20 30 40 50	5 10 15 20 30 50	5 10 15 20 30 50 60	60 75 100	60 75 100	60 75 100	
■ AC INTERRUPTING CAPACITY (kA)									
JIS and JEM (sym)		220V 5 460V 1.5 600V -	5 1.5 -	5 2.5 1.5	- - 10	10 - 10	35 10 2.5	25 10 2.5	
NEMA (sym)		240V - 480V - 600V -	- - -	5 2.5 1.5	10 2.5 1.5	10 - -	30 7.5 2.5	22 7.5 2.5	
IEC 60947-2 (Icu / Ics) (sym)		230V 5/2 240V 5/2 380V 1.5/1 400V 1.5/1 415V 1.5/1	5/2 5/2 1.5/1 1.5/1 1.5/1	5/3 5/3 2.5/1 2.5/1 2.5/1	10/3 10/3 5/2 5/2 5/2	10/3 10/3 - - -	30/8 30/8 10/3 10/3 10/3	22 22 10 10 10	
■ DC INTERRUPTING CAPACITY (kA)									
JIS, JEM and NEMA		125V - 250V -	- -	5 2.5	- -	5 2.5	- -	7.5 5	
■ TRIPPING SYSTEM									
Full Magnetic		○	○	○	○	○	○	○	
Thermal Magnetic (non-adjustable)		-	-	-	-	-	-	-	
Thermal Magnetic (magnetic trip adjustable)		-	-	-	-	-	-	-	
With Short Time Delay		-	-	-	-	-	-	-	
■ APPLICABILITY OF VARIOUS ACCESSORIES									
Interior Accessories	Undervoltage Trip	UVT	-	-	-	-	-	○	
	Shunt Trip	SHT	○	○	○	○	○	○	
	Alarm Switch	1C AL-1C	○	○	○	○	○	○	○
		2C AL-2C	-	-	-	-	-	-	-
	Auxiliary Switch	1C AUX-1C	○	○	○	○	○	○	○
2C AUX-2C		-	-	-	-	-	-	-	
Exterior Accessories	Rear-Connecting Studs	STB	-	-	STB-2M	STB-2M (50A or less STB-2M)	STB-3K	STB-3K	STB-3H
	Rear-Connecting Bar Studs	BSD	-	-	-	-	-	-	
	Plug-in Mounting Base Assembly	PK	-	-	○	○	○	○	
	Drawout Assembly	PDK	-	-	-	-	-	-	
	Flush Mounting Base Assembly	(GKW)GK	-	-	○	○	○	○	
	Mechanical Interlock	MIW	-	-	MIW-2E	MIW-2E	MIW-2E	MIW-2C	MIW-2C
	Motor-operating Mechanism	MMK-S	-	-	-	-	-	-	-
		MMK-C	-	-	-	-	-	-	-
Handle-Operating Mechanism	-	-	-	HA-108	HA-108	HA-108	HA-108	HA-104	
Terminal Cover	TMC	TMC-0G	TMC-0G	TMC-1	TMC-1	TMC-1	TMC-1	TMC-2C	
Phase Separator (only for the line side)		-	-	○	○	○	●	○	