








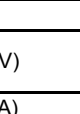




HITACHI FUSE-FREE BREAKERS

Standard Breakers F SERIES

Type		FX1200	F-1200K	F-1600CB	F-1600B	F-2000E	F-2500E	F-3200E	F-4000E	
Appearance										
Number of poles		3	3 4	3 4	3 4	3 4	3 4	3	3	
Dimensions (mm)	 A	210	210 280	210 280	210 280	320 429	320 429	390	390	
	 B	410	410	410	410	450	450	560	560	
	 C	150	150	150	150	185	185	235	235	
	 D	190	190	190	190	245	245	315	315	
Net Weight (kg)		26	26 33	37 49	37 49	54 67	62.5 78.2	120	130	
Rated Voltage (V)		AC 600	600	600	600	600	600	600	600	
DC		-	-	-	-	-	-	-	-	
Rated Current (A) (Base Ambient temperature 40 °C)		600/700/800 1000/1200 adjustable	1200	800/900/1000 1200/1400/1600 adjustable	1000 1200 1400 1600	1000/1200/140 1600/1800/200 adjustable	1200/1400/160 2000/2500 adjustable	2500 2800 3200	4000	
■ AC INTERRUPTING CAPACITY (kA)										
JIS and JEM (sym)		220V	125	125	125	125	130	130	130	
		460V	85	85	85	85	85	85	85	
		600V	42	42	42	42	65	65	65	
NEMA (sym)		240V	-	125	125	125	-	-	-	
		480V	-	65	65	65	-	-	-	
		600V	-	42	42	42	-	-	-	
IEC 60947-2 (Icu / Ics) (sym)		230V	125/125	125/31	125/32	125/32	125/94	125/94	130/94	
		240V	125/125	125/31	125/32	125/32	125/44	125/94	130/94	
		380V	85/85	85/21	85/22	85/22	100/75	100/75	100/75	
		400V	85/85	85/21	85/22	85/22	85/64	85/64	85/64	
		415V	85/85	85/21	85/22	85/22	85/64	85/64	85/64	
■ DC INTERRUPTING CAPACITY (kA)										
JIS, JEM and NEMA		125V					-			
		250V					-			
■ TRIPPING SYSTEM										
Full Magnetic		Electronic trip relay (adjustable)	-	Electronic trip relay (adjustable)	-	Electronic trip relay (adjustable)	-		-	
Thermal Magnetic (non-adjustable)			-		-		-		-	
Thermal Magnetic (magnetic trip adjustable)			○		○		○		○	
With Short Time Delay			○	○2	-	○	○		-	
■ APPLICABILITY OF VARIOUS ACCESSORIES										
Interior Accessories	Undervoltage Trip		UVT	○	○	○	○	○	○	○
	Shunt Trip		SHT	○	○	○	○	○	○	○
	Alarm Switch	1C	AL-1C	○	○	○	○	○	○	○
		2C	AL-2C	○	○	○	○	-	-	-
	Auxiliary Switch	1C	AUX-1C	○	○	○	○	○	○	○
2C		AUX-2C	○	○	○	○	○	○	○	
Exterior Accessories	Rear-Connecting Studs		STB	-	-	-	-	-	-	-
	Rear-Connecting Bar Studs		BSD	○	○	○	○	○*3	○*4	○*4
	Plug-in Mounting Base Assembly		PK	○	○	-	-	-	-	-
	Drawout Assembly		PDK	-	-	-	-	○	-	-
	Flush Mounting Base Assembly		GK	○	○	○	○	○	○	-
	Mechanical Interlock		MIW	MIW-8	MIW-8	MIW-8D	MIW-8D	○	○	-
	Motor-operating Mechanism		MMK-C	○	○	○	○	○ (MMK)	○ (MMK)	○ (MMK)
	Handle-Operating Mechanism		-	HA-801	HA-801	HA-801	HA-801	○	○	-
Terminal Cover		TMC	TMC-6B	TMC-6	-	-	-	-	-	
Phase Separator (only for the line side)			●	●	●	●	-	-	-	