






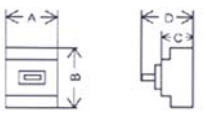


# HITACHI FUSE-FREE BREAKERS

## Standard Breakers F SERIES

Type		F-600F	FX600	F-800R	F-800RH	FX800	FX1000	F-1000K	
Appearance									
Number of poles		2*1   3   4	2*1   3	3   4	3   4	3	3	3   4	
Dimensions (mm)		A	210   280	210	210   280	210   280	210	210   280	
	B	274	274	274	274	274	410	410	
	C	103	103	103	103	103	150	150	
	D	141	141	141	141	141	190	190	
Net Weight (kg)		10   13	8.7   9.7	10.5   13.5	10.5   13.5	11	26	26   33	
Rated Voltage (V)		AC	600	600	600	600	600	600	
		DC	250	-	-	-	-	-	
Rated Current (A) (Base Ambient temperature 40 °C)			500 600	300/350/400/ 500/600 adjustable	700 800	700 800	400/450/500/ 600/700/800 adjustable	500/600/700/ 800/900/1000 adjustable	1000
<b>■ AC INTERRUPTING CAPACITY (kA)</b>									
JIS and JEM (sym)		220V	85	100	-	125	100	125	125
		460V	50	50	-	85	50	85	85
		600V	22	25	-	42	25	42	42
NEMA (sym)		240V	85	-	85	125	-	-	125
		480V	35	-	35	65	-	-	65
		600V	22	-	22	42	-	-	42
IEC 60947-2 (Icu / Ics) (sym)		230V	85/85	100/100	85/85	125/63	100/100	125/125	125/31
		240V	85/85	100/100	85/85	125/63	100/100	125/125	125/31
		380V	50/50	50/50	50/50	85/43	50/50	85/85	85/21
		400V	50/50	50/50	50/50	85/43	50/50	85/85	85/21
		415V	50/50	50/50	50/50	85/43	50/50	85/85	85/21
<b>■ DC INTERRUPTING CAPACITY (kA)</b>									
JIS, JEM and NEMA		125V	40	-	-	40	-	-	-
		250V	40	-	-	40	-	-	-
<b>■ TRIPPING SYSTEM</b>									
Full Magnetic		-	-	Electronic trip relay (adjustable)	-	-	Electronic trip relay (adjustable)	Electronic trip relay (adjustable)	-
Thermal Magnetic (non-adjustable)		-	-	-	-	-	-	-	-
Thermal Magnetic (magnetic trip adjustable)		○	○	○	○	○	○	○	○
With Short Time Delay		-	○	○	-	-	○	○	○
<b>■ APPLICABILITY OF VARIOUS ACCESSORIES</b>									
Interior Accessories	Undervoltage Trip		UVT	○	○	○	○	○	○
	Shunt Trip		SHT	○	○	○	○	○	○
	Alarm Switch	1C	AL-1C	○	○	○	○	○	○
		2C	AL-2C	○	○	○	○	○	○
	Auxiliary Switch	1C	AUX-1C	○	○	○	○	○	○
2C		AUX-2C	○	○	○	○	○	○	
Exterior Accessories	Rear-Connecting Studs		STB	-	-	-	-	-	-
	Rear-Connecting Bar Studs		BSD	○	○	○	○	○	○
	Plug-in Mounting Base Assembly		PK	○	○	○	○	○	○
	Drawout Assembly		PDK	-	-	-	-	-	-
	Flush Mounting Base Assembly		GK	○	○	○	○	○	○
	Mechanical Interlock		MIW	MIW-5	MIW-5G	MIW-5	MIW-5	MIW-5G	MIW-8
	Motor-operating Mechanism		MMK-C	○	○	○	○	○	○
	Handle-Operating Mechanism		-	HA-402	HA-402	HA-402	HA-402	HA-801	HA-801
Terminal Cover		TMC	TMC-5	TMC-5D	TMC-5	TMC-5	TMC-5D	TMC-6B	
Phase Separator (only for the line side)			●	●	●	●	●	●	