






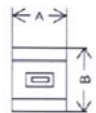

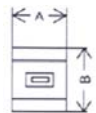



HITACHI FUSE-FREE BREAKERS

Standard Breakers F SERIES

Type		F-100KB	F-225FB	F-225KC	FX225B	F-250R	F-400R	FX400					
Appearance													
Number of poles		2 3 4	2*1 3 4	2*1 3 4	2*1 3	2*1 3	2*1 3 4	2*1 3					
Dimensions (mm)		A	65 90 120	105 140	105 140	165	257	257 185	140				
		B	150	103	103	68	103	103	257				
		C	86	127	127	95	133	133	103				
		D	106	165	105	1.6	140	140	133				
Net Weight (kg)		1.4 1.8 2.3	2.0 2.3 3.1	2.0 2.3 3.1	600	4.7 5.2	5.3 6.1 8.2	5.1 5.9					
Rated Voltage (V)		AC	600	600	600	-	600	600	600				
		DC	250 *2	250	250	140	250	250	-				
Rated Current (A) (Base Ambient temperature 40 °C)		15 20 30 50 75 100	125 150 175 200 225	125 150 175 200 225	125/150/175 200/225 adjustable	250	250 300 350 400	200/225/250/ 300/350/400 adjustable					
■ AC INTERRUPTING CAPACITY (kA)													
JIS and JEM (sym)	220V	85	85	85	100	-	-	100					
	460V	50	30	50	50	-	-	50					
	600V	14	18	25	25	-	-	25					
NEMA (sym)	240V	85	85	85	-	85	85	-					
	480V	30	25	35	-	35	35	-					
	600V	14	18	25	-	25	22	-					
IEC 60947-2 (Icu / Ics) (sym)	230V	85/85	85/85	85/85	-	85/85	85/85	100/100					
	240V	85/85	85/85	85/85	-	85/85	85/85	100/100					
	380V	50/50	30/30	50/50	-	50/50	50/50	50/50					
	400V	50/50	30/30	50/50	-	50/50	50/50	50/50					
	415V	50/50	30/30	50/50	-	50/50	50/50	50/50					
■ DC INTERRUPTING CAPACITY (kA)													
JIS, JEM and NEMA	125V	40	-	25	-	40	-	-	40	-	40	-	-
	250V	40	-	25	-	40	-	-	40	-	40	-	-
■ TRIPPING SYSTEM													
Full Magnetic			○	-	-	Electronic trip relay (adjustable)	-	-	Electronic trip relay (adjustable)				
Thermal Magnetic (non-adjustable)			-	○	○		○	○					
Thermal Magnetic (magnetic trip adjustable)			-	-	-		-	-					
With Short Time Delay			-	-	-	○	-	-	○				
■ APPLICABILITY OF VARIOUS ACCESSORIES													
Interior Accessories	Undervoltage Trip		UVT	○	-	-	-	○	○	○			
	Shunt Trip		SHT	○	○	○	○	○	○	○			
	Alarm Switch	1C	AL-1C	○	○	○	○	○	○	○			
		2C	AL-2C	-	-	-	-	○	○	○			
	Auxiliary Switch	1C	AUX-1C	○	○	○	○	○	○	○			
2C		AUX-2C	-	-	-	-	○	○	○				
Exterior Accessories	Rear-Connecting Studs		STB	-	-	-	-	-	-	-			
				(50A or less STB-2)	(50A or less STB-2)								
	Rear-Connecting Bar Studs		BSD	-	○	○	○	○	○	○			
	Plug-in Mounting Base Assembly		PK	○	○	○	○	○	○	○			
	Drawout Assembly		PDK	-	-	-	-	-	-	-			
	Flush Mounting Base Assembly		(GKW)GK	○	○	○	○	○(GK)	○(GK)	○			
	Mechanical Interlock		MIW	MIW-3D	MIW-4H	MIW-4H	MIW-4K	MIW-5D	MIW-5D	MIW-5F			
	Motor-operating Mechanism		MMK-S	- ○	○ -	○ -	○	-	-	-			
		MMK-C	-	-	-	-	○	○	○				
Handle-Operating Mechanism		-	HA-106	HA-206	HA-206	HA-206	HA-405	HA-405	HA-406				
Terminal Cover		TMC	TMC-3C	TMC-4H	TMC-4H	TMC-4H	TMC-5B	TMC-5B	TMC-5B				
Phase Separator (only for the line side)			●	●	●	●	●	●	●				